

## OCONUS BREAKFAST

BDFA VALUE			20%
\$	13.67		TRUE
<b>January-18</b>			
main (50%)		50%	\$ 1.37
fitness bar (25%)		25%	\$ 0.68
beverages(10%)		10%	\$ 0.27
pastries (10%)		10%	\$ 0.27
condiments (5%)		5%	\$ 0.14
breakfast dollar target		100%	\$ 2.73

Instructions for changes using Excel

A2=BDFA Value

A4-8= Title with percentages for the meal component

A,C,D10= Totals

D1=Percentage of BDFA allocated to this meal

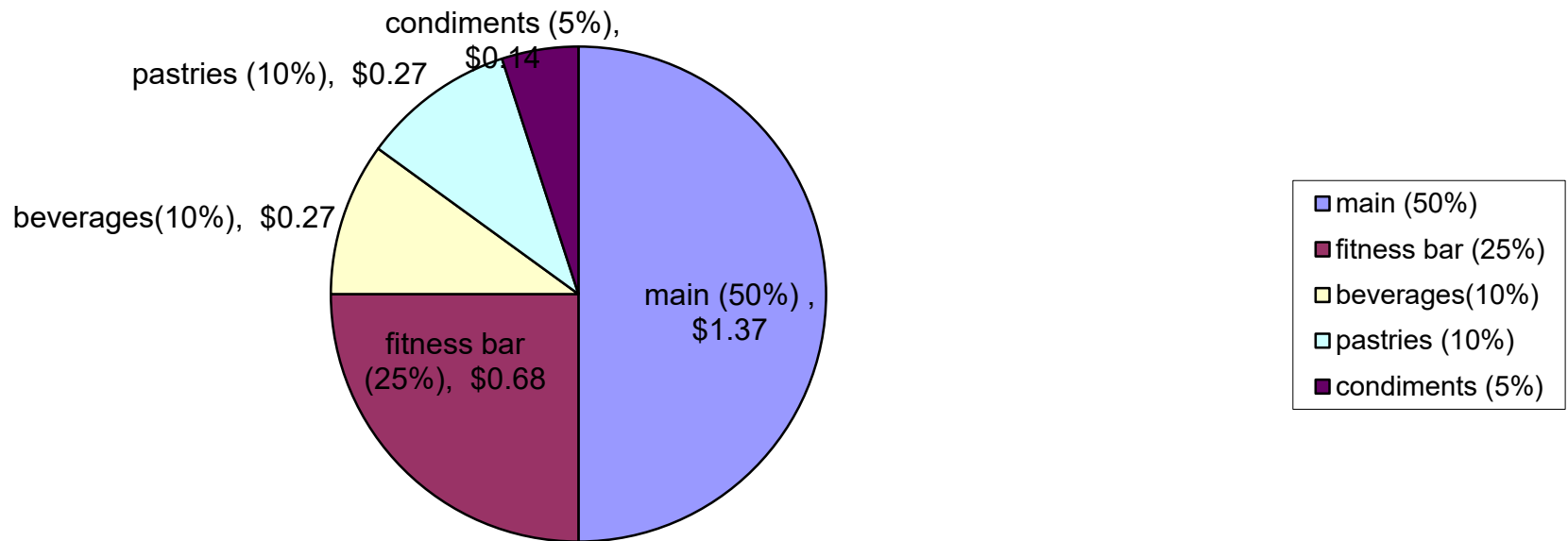
To change BDFA Value double click on block A2, input new BDFA Value hit enter.  
Notice all other dollar values in blocks D4-8 will update.

To change block D1 double click on block and input new percentage in decimal format hit enter. Example 0.4=40%. **THE TOTAL % PER DAY MAY NEVER EXCEED 100% OF THE BDFA**

To change blocks C4-8 double click on block and input percentage in decimal format hit enter. Example 0.5=50%

Pie Charts will automatically update when changes are made to the Tables worksheet

# OCONUS BREAKFAST



OCONUS LUNCH

BDFA VALUE			40%
\$	13.67		TRUE
<b>January-18</b>			
entrée (40%)		40%	\$ 2.19
veg/soup/starch (15%)		15%	\$ 0.82
salad bar (15%)		15%	\$ 0.82
beverages (10%)		10%	\$ 0.55
desserts (15%)		15%	\$ 0.82
condiments( 5%)		5%	\$ 0.27
lunch dollar target		100%	\$ 5.47

Instructions for changes using Excel

A2=BDFA Value

A4-9= Title with percentages for the meal component

A,C,D11= Totals

D1=Percentage of BDFA allocated to this meal


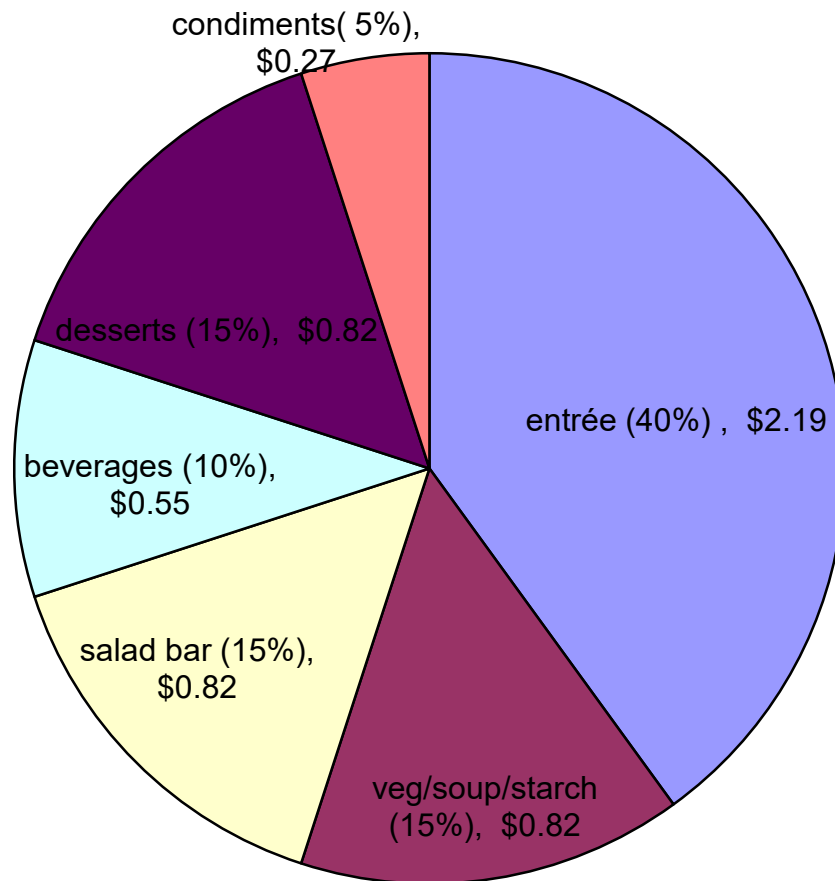
To change BDFA Value double click on block A2, input new BDFA Value hit enter.  
Notice all other dollar values in blocks D4-9 will update.

To change block D1 double click on block and input new percentage in decimal format hit enter. Example 0.4=40%. **THE TOTAL % PER DAY MAY NEVER EXCEED 100% OF THE BDFA**

To change blocks C4-9 double click on block and input percentage in decimal format hit enter. Example 0.5=50%

Pie Charts will automatically update when changes are made to the Tables worksheets

# OCONUS LUNCH



## OCONUS DINNER

BDFA VALUE			40%
\$	13.67		TRUE
<b>January-18</b>			
entrée (40%)		40%	\$ 2.19
vegetable/starch/soup (15%)		15%	\$ 0.82
salad bar (15%)		15%	\$ 0.82
desserts(15%)		15%	\$ 0.82
beverages (10%)		10%	\$ 0.55
condiments (5%)		5%	\$ 0.27
dinner dollar target		100%	\$ 5.47

Instructions for changes using Excel

A2=BDFA Value

A4-9= Title with percentages for the meal component

A,C,D11= Totals

D1=Percentage of BDFA allocated to this meal

To change BDFA Value double click on block A2, input new BDFA Value hit enter.

Notice all other dollar values in blocks D4-9 will update.

To change block D1 double click on block and input new percentage in decimal

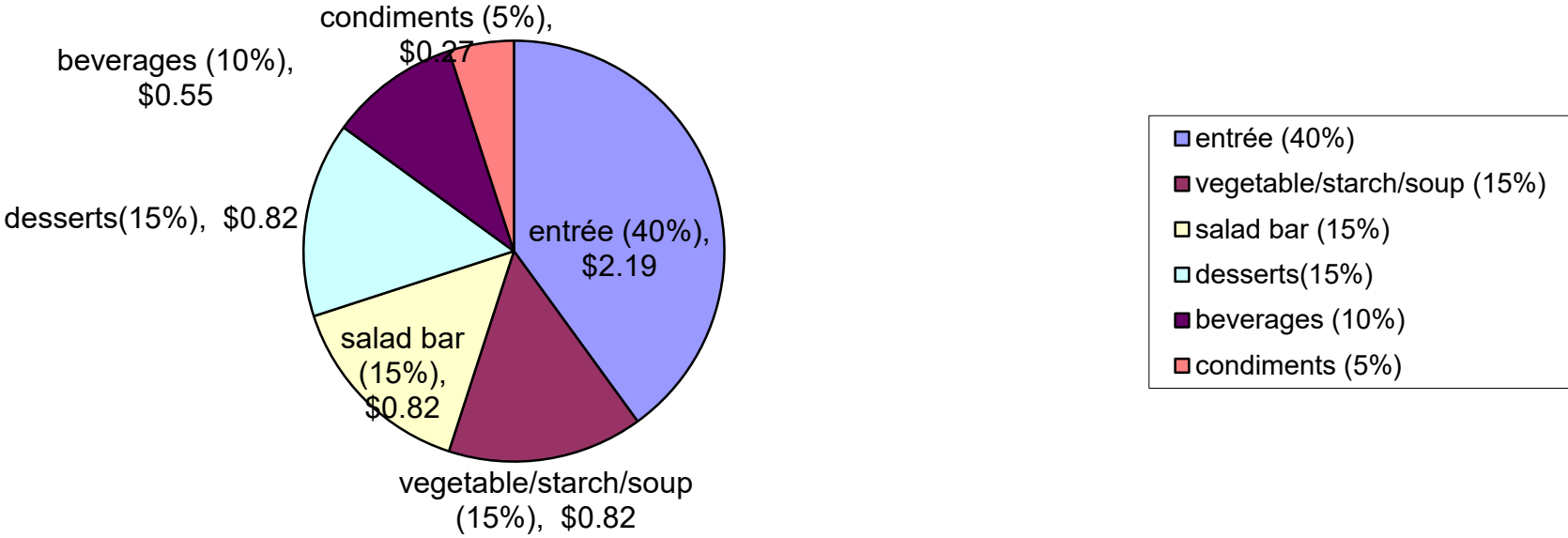
format hit enter. Example 0.4=40%. **THE TOTAL % PER DAY MAY NEVER EXCEED 100% OF THE BDFA**

To change blocks C4-9 double click on block and input percentage in decimal

format hit enter. Example 0.5=50%

Pie Charts will automatically update when changes are made to the Tables worksheet

# OCONUS DINNER



## OCONUS BRUNCH

BDFA VALUE			45%
\$	13.67		TRUE
<b>January-18</b>			
entrée (40%)		40%	\$ 2.46
vegetable/starch/soup (15%)		15%	\$ 0.92
salad bar (15%)		15%	\$ 0.92
desserts (15%)		15%	\$ 0.92
beverages (10%)		10%	\$ 0.62
condiments (5%)		5%	\$ 0.31
brunch dollar target		100%	\$ 6.15

Instructions for changes using Excel

A2=BDFA Value

A4-8= Title with percentages for the meal component

A,C,D11= Totals

D1=Percentage of BDFA allocated to this meal

To change BDFA Value double click on block A2, input new BDFA Value hit enter.

Notice all other dollar values in blocks D4-9 will update.

To change block D1 double click on block and input new percentage in decimal

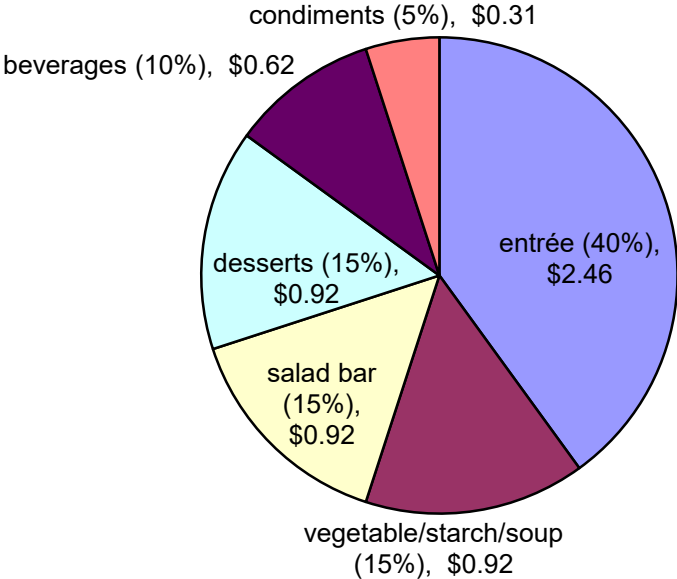
format hit enter. Example 0.4=40%. **THE TOTAL % PER DAY MAY NEVER EXCEED 100% OF THE BDFA**

To change blocks C4-8 double click on block and input percentage in decimal

format hit enter. Example 0.5=50%

Pie Charts will automatically update when changes are made to the Tables worksheet

# OCONUS BRUNCH



- entrée (40%)
- vegetable/starch/soup (15%)
- salad bar (15%)
- desserts (15%)
- beverages (10%)
- condiments (5%)



## OCONUS SUPPER

BDFA VALUE			55%
\$	13.67		TRUE
<b>January-18</b>			
entrée (40%)		40%	\$ 3.01
vegetable/starch/soup (15%)		15%	\$ 1.13
salad bar (15%)		15%	\$ 1.13
desserts (15%)		15%	\$ 1.13
beverages (10%)		10%	\$ 0.75
condiments( 5%)		5%	\$ 0.38
supper dollar target		100%	\$ 7.52

Instructions for changes using Excel

A2=BDFA Value

A4-9= Title with percentages for the meal component

A,C,D11= Totals

D1=Percentage of BDFA allocated to this meal

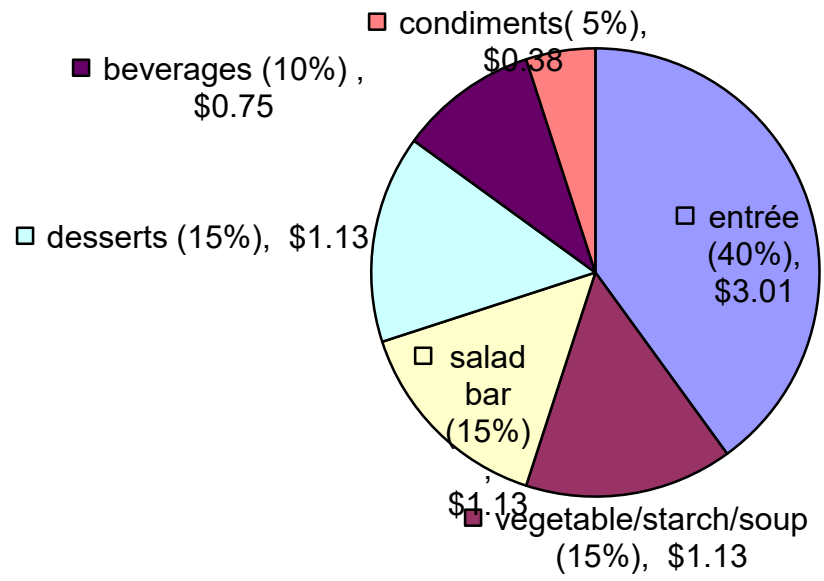
To change BDFA Value double click on block A2, input new BDFA Value hit enter.  
Notice all other dollar values in blocks D4-9 will update.

To change block D1 double click on block and input new percentage in decimal format hit enter. Example 0.4=40% **THE TOTAL % PER DAY MAY NEVER EXCEED 100% OF THE BDFA**

To change blocks C4-9 double click on block and input percentage in decimal format hit enter. Example 0.5=50%

Pie Charts will automatically update when changes are made to the Tables worksheet

# OCONUS SUPPER



- entrée (40%)
- vegetable/starch/soup (15%)
- salad bar (15%)
- desserts (15%)
- beverages (10%)
- condiments( 5%)

## CONUS BREAKFAST

BDFA VALUE			20%
\$ 10.82			TRUE
<b>January-18</b>			
main (50%)		50%	\$ 1.08
fitness bar (25%)		25%	\$ 0.54
beverages(10%)		10%	\$ 0.22
pastries (10%)		10%	\$ 0.22
condiments (5%)		5%	\$ 0.11
breakfast dollar target		100%	\$ 2.16

Instructions for changes using Excel

A2=BDFA Value

A4-8= Title with percentages for the meal component

A,C,D10= Totals

D1=Percentage of BDFA allocated to this meal

To change BDFA Value double click on block A2, input new BDFA Value hit enter.

Notice all other dollar values in blocks D4-8 will update.

To change block D1 double click on block and input new percentage in decimal

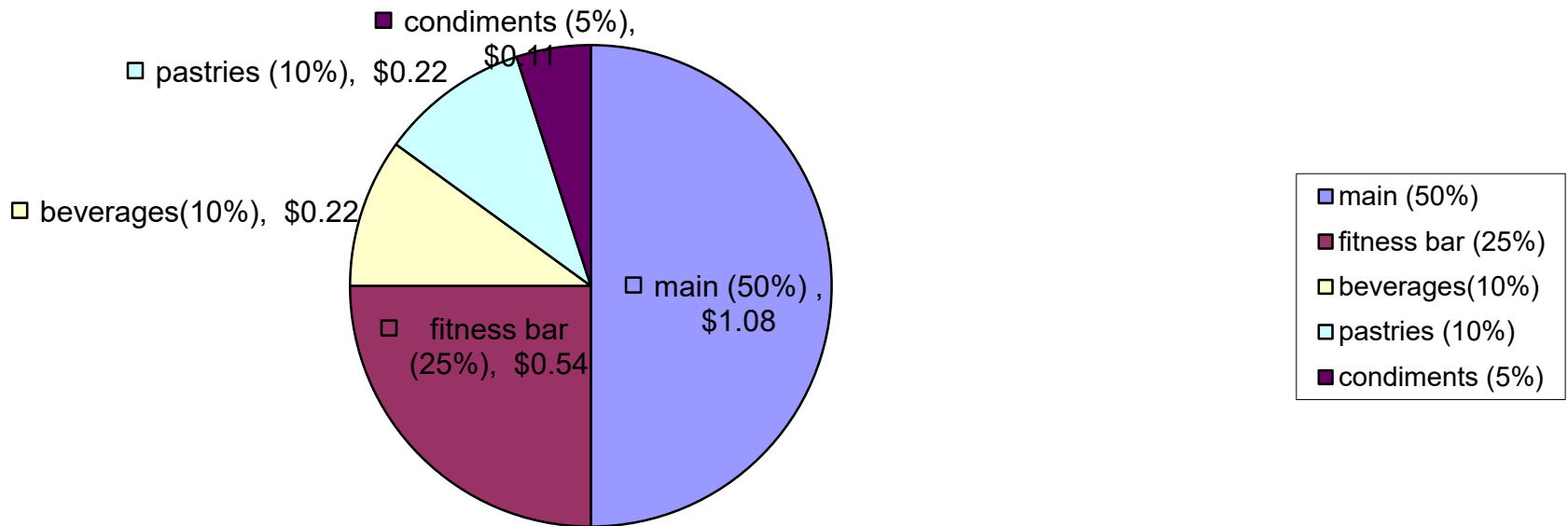
format hit enter. Example 0.4=40%. **THE TOTAL % PER DAY MAY NEVER EXCEED 100% OF THE BDFA**

To change blocks C4-8 double click on block and input percentage in decimal

format hit enter. Example 0.5=50%

Pie Charts will automatically update when changes are made to the Tables worksheet

# CONUS BREAKFAST



## CONUS LUNCH

BDFA VALUE			40%
\$	10.82		TRUE
<b>January-18</b>			
entrée (40%)		40%	\$ 1.73
veg/soup/starch (15%)		15%	\$ 0.65
salad bar (15%)		15%	\$ 0.65
beverages (10%)		10%	\$ 0.43
desserts (15%)		15%	\$ 0.65
condiments( 5%)		5%	\$ 0.22
lunch dollar target		100%	\$ 4.33

Instructions for changes using Excel

A2=BDFA Value

A4-9= Title with percentages for the meal component

A,C,D11= Totals

D1=Percentage of BDFA allocated to this meal

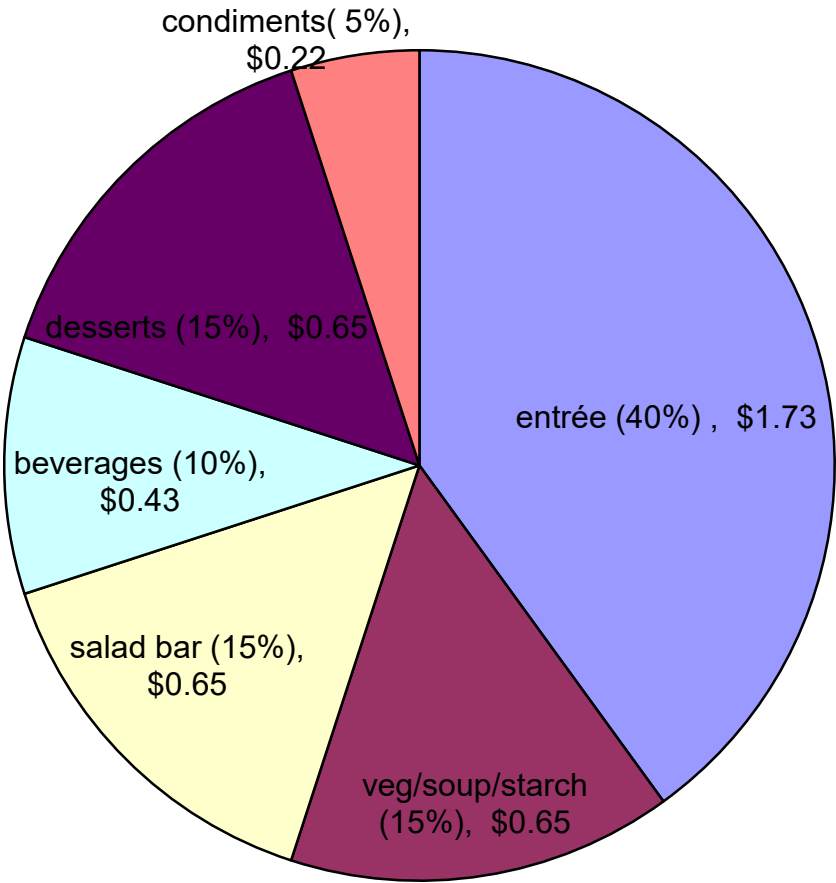
To change BDFA Value double click on block A2, input new BDFA Value hit enter.  
Notice all other dollar values in blocks D4-9 will update.

To change block D1 double click on block and input new percentage in decimal format hit enter. Example 0.4=40%. **THE TOTAL % PER DAY MAY NEVER EXCEED 100% OF THE BDFA**

To change blocks C4-9 double click on block and input percentage in decimal format hit enter. Example 0.5=50%

Pie Charts will automatically update when changes are made to the Tables worksheets

# CONUS LUNCH



- entrée (40%)
- veg/soup/starch (15%)
- salad bar (15%)
- beverages (10%)
- desserts (15%)
- condiments( 5%)

## CONUS DINNER

BDFA VALUE			40%
\$	10.82		TRUE
<b>January-18</b>			
entrée (40%)		40%	\$ 1.73
vegetable/starch/soup (15%)		15%	\$ 0.65
salad bar (15%)		15%	\$ 0.65
desserts(15%)		15%	\$ 0.65
beverages (10%)		10%	\$ 0.43
condiments (5%)		5%	\$ 0.22
dinner dollar target		100%	\$ 4.33

Instructions for changes using Excel

A2=BDFA Value

A4-9= Title with percentages for the meal component

A,C,D11= Totals

D1=Percentage of BDFA allocated to this meal

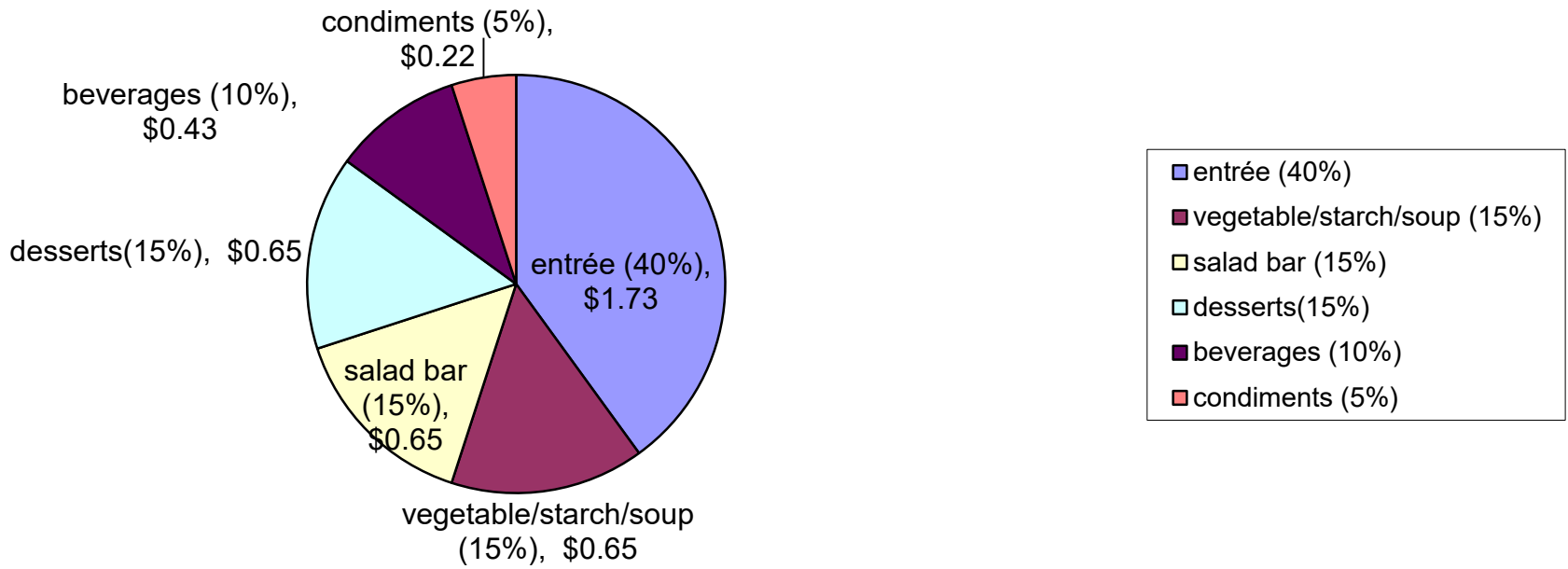
To change BDFA Value double click on block A2, input new BDFA Value hit enter.  
Notice all other dollar values in blocks D4-9 will update.

To change block D1 double click on block and input new percentage in decimal  
format hit enter. Example 0.4=40%. **THE TOTAL % PER DAY MAY NEVER EXCEED 100% OF THE BDFA**

To change blocks C4-9 double click on block and input percentage in decimal  
format hit enter. Example 0.5=50%

Pie Charts will automatically update when changes are made to the Tables worksheet

# CONUS DINNER





## CONUS BRUNCH

BDFA VALUE			45%
\$	10.82		TRUE
<b>January-18</b>			
entrée (40%)		40%	\$ 1.95
vegetable/starch/soup (15%)		15%	\$ 0.73
salad bar (15%)		15%	\$ 0.73
desserts (15%)		15%	\$ 0.73
beverages (10%)		10%	\$ 0.49
condiments (5%)		5%	\$ 0.24
brunch dollar target		100%	\$ 4.87

Instructions for changes using Excel

A2=BDFA Value

A4-8= Title with percentages for the meal component

A,C,D11= Totals

D1=Percentage of BDFA allocated to this meal

To change BDFA Value double click on block A2, input new BDFA Value hit enter.

Notice all other dollar values in blocks D4-9 will update.

To change block D1 double click on block and input new percentage in decimal

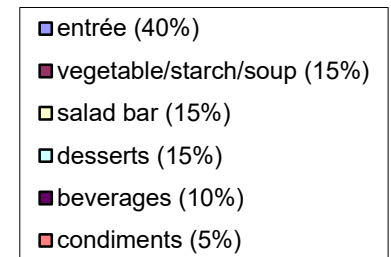
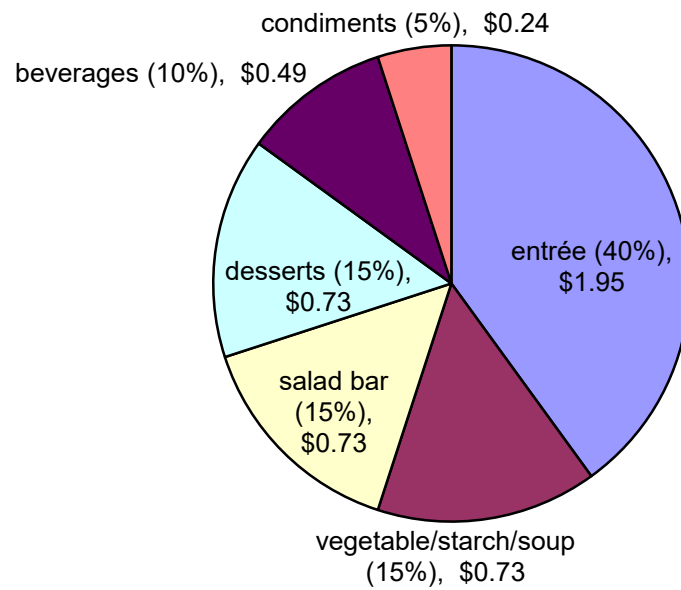
format hit enter. Example 0.4=40%. **THE TOTAL % PER DAY MAY NEVER EXCEED 100% OF THE BDFA**

To change blocks C4-8 double click on block and input percentage in decimal

format hit enter. Example 0.5=50%

Pie Charts will automatically update when changes are made to the Tables worksheet

# CONUS BRUNCH



## CONUS SUPPER

BDFA VALUE			55%
\$	10.82		TRUE
<b>January-18</b>			
entrée (40%)		40%	\$ 2.38
vegetable/starch/soup (15%)		15%	\$ 0.89
salad bar (15%)		15%	\$ 0.89
desserts (15%)		15%	\$ 0.89
beverages (10%)		10%	\$ 0.60
condiments( 5%)		5%	\$ 0.30
supper dollar target		100%	\$ 5.95

Instructions for changes using Excel

A2=BDFA Value

A4-9= Title with percentages for the meal component

A,C,D11= Totals

D1=Percentage of BDFA allocated to this meal

To change BDFA Value double click on block A2, input new BDFA Value hit enter.  
Notice all other dollar values in blocks D4-9 will update.

To change block D1 double click on block and input new percentage in decimal format hit enter. Example 0.4=40% **THE TOTAL % PER DAY MAY NEVER EXCEED 100% OF THE BDFA**

To change blocks C4-9 double click on block and input percentage in decimal format hit enter. Example 0.5=50%

Pie Charts will automatically update when changes are made to the Tables worksheet

# CONUS SUPPER

